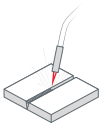





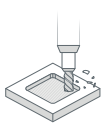
Robotmaster®

OFFLINE PROGRAMMING SOFTWARE FOR ROBOTS

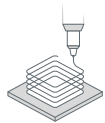
Surface grinding and finishing



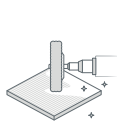
WELDING



MILLING



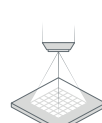
ADDITIVE



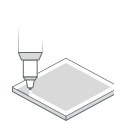
SURFACING



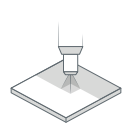
MATERIAL
REMOVAL



INSPECTION



DISPENSING



SPRAYING

Generate error-free robot programs with powerful and easy-to-use offline programming software.

Eliminate robot downtime and maximize productivity on production runs of all sizes.

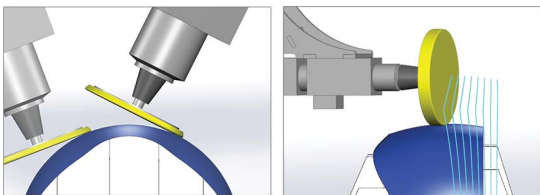
Enable your process experts to unlock your robot's full potential without the need for robotics expertise.

Manual challenges

- Manual surface grinding and finishing is time consuming and tedious
- Requires operators to have a high degree of technical skill
- Tasks are generally labor intensive leading to a high turnover rate and requiring retraining
- Often results in inconsistent finishes, reworking, and an increase in scrap parts
- Higher risk of worker injury and environmental risks
- Production bottlenecks regularly occur due to labor shortage



Tooling control



Surfacing applications programmed with Robotmaster

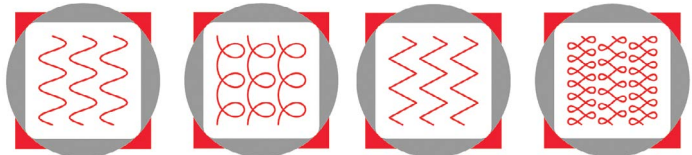
- Sanding
- Grinding
- Polishing
- Spraying/Painting
- Inspection
- Shot peening
- Hammer peening
- Laser hardening
- And more

For more information, visit:
www.robotmaster.com

Key advantages programming with Robotmaster surfacing technology

- Automatically generate paths from CAD models within Robotmaster
- Easily program surface trajectories of varying complexity
- Path strategies and patterns include: morph, spiral, parallel, sinusoidal, trochoidal, triangular, and figure 8
- Powerful path editing tools to control robot trajectory
- Set smart entry, exit, and path transitions
- Control the tool orientation to use the front, back, and/or side of the tool
- Drastically reduce programming time especially in high-mix, low-volume production runs
- Reduce the amount of rework and scrap, as a result of consistent and accurate parameter and path definition
- Optimize the program path to avoid errors and collisions
- Get live visual feedback as changes are made to the program; identify robotic errors and collisions and resolve them within a matter of clicks
- Maximize profitability and increase the robots return on investment

Path strategies and patterns



Sinusoidal

Trochoidal

Triangular

Figure 8

Robot takes over lipskin production at aerospace manufacturer



Scan the QR code to learn more about Robotmaster for surfacing applications and read about McStarlite's success story.

Robotmaster and Hypertherm are trademarks of Hypertherm, Inc. and may be registered in the United States and/or other countries. All other trademarks are the property of their respective owners.

Please visit www.hypertherm.com/patents for more details about Hypertherm patent numbers and types.

© 02/2022 Hypertherm, Inc. Revision 0

Hypertherm[®]
SHAPING POSSIBILITY[™]

100% Associate-owned



As 100% Associate-owners, we are all focused on delivering a superior customer experience. www.hypertherm.com/ownership

Environmental stewardship is one of Hypertherm's core values. www.hypertherm.com/environment